



Rental Market Trends Report for Auburn

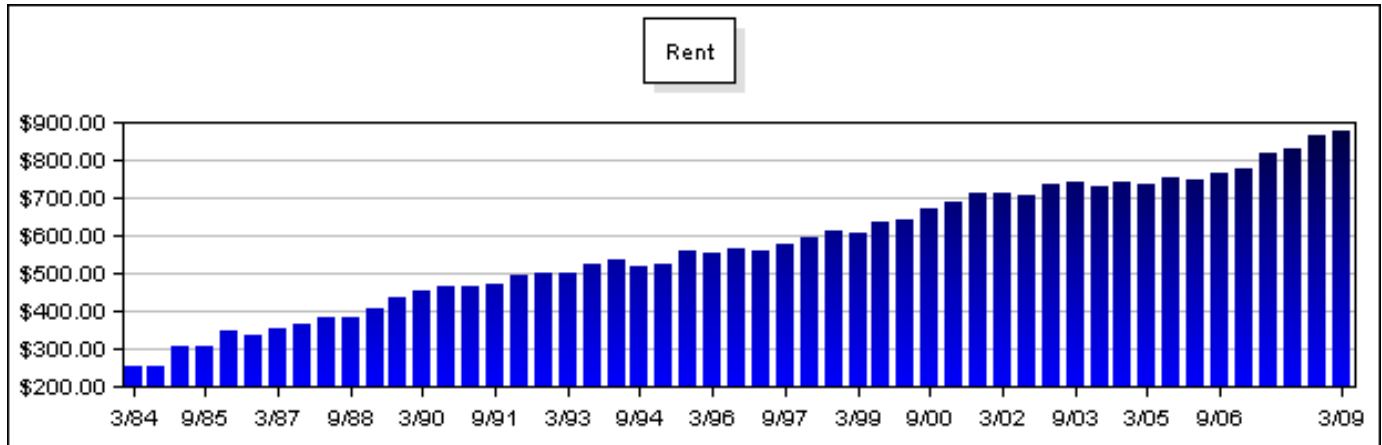
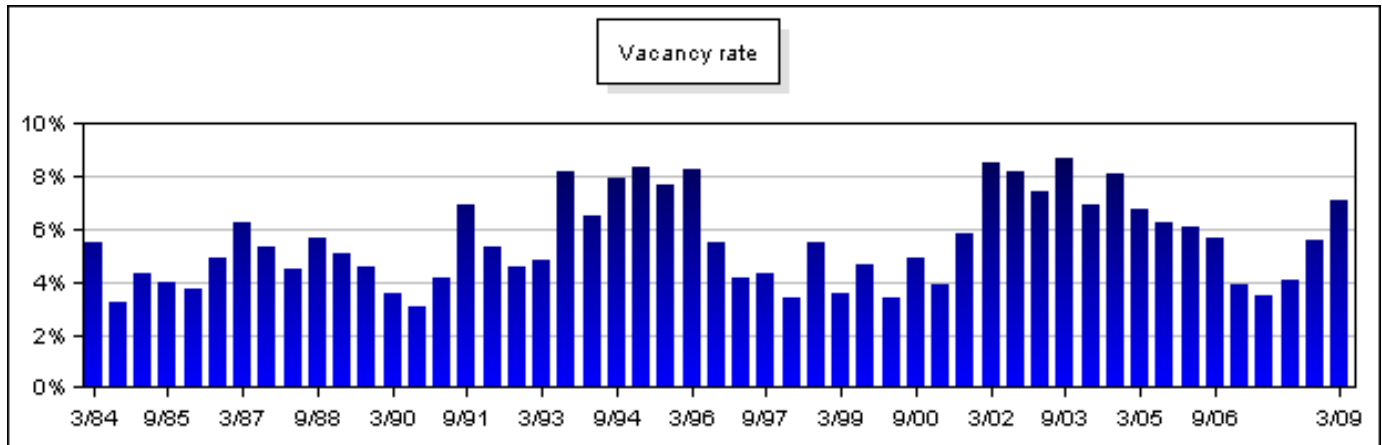
Results for the past 25 years

THIS CUSTOM REPORT WAS PREPARED ON August 31, 2009 BY:

Your Name
 Your company
 Insert address change Seattle WA 99999
 phone: 5555555555 email: research@dsaa.com

CUSTOM REPORT CRITERIA USED:

Area: Auburn
Term: 25 Years





Rental Market Trends Report for Auburn

Results for the past 25 years

THIS CUSTOM REPORT WAS PREPARED ON August 31, 2009 BY:

Your Name
 Your company
 Insert address change Seattle WA 99999
 phone: 5555555555 email: research@dsaa.com

CUSTOM REPORT CRITERIA USED:

Area: Auburn
Term: 25 Years

Rental Market Trends for Auburn - Last 25 Years				
Survey Date	Market Vacancy %	Average Rent	% Offering Incentives	Rent Increase Planned
3/09	7.1%	\$ 880	36.1%	0.4%
9/08	5.6%	\$ 868	16.7%	2.0%
3/08	4.1%	\$ 831	12.5%	3.1%
9/07	3.5%	\$ 821	7.1%	2.8%
3/07	3.9%	\$ 777	12.8%	3.0%
9/06	5.7%	\$ 768	17.9%	2.5%
3/06	6.1%	\$ 749	21.9%	2.7%
9/05	6.3%	\$ 755	48.3%	0.2%
3/05	6.8%	\$ 737	63.0%	0.8%
9/04	8.1%	\$ 742	71.4%	0.9%
3/04	6.9%	\$ 735	66.7%	1.2%
9/03	8.7%	\$ 743	70.6%	0.4%
3/03	7.4%	\$ 741	63.3%	0.9%
9/02	8.2%	\$ 711	52.2%	0.4%
3/02	8.5%	\$ 716	54.8%	1.2%
9/01	5.8%	\$ 713	19.4%	2.2%
3/01	3.9%	\$ 690	24.0%	2.7%
9/00	4.9%	\$ 676	15.6%	1.8%
3/00	3.4%	\$ 643	13.8%	3.1%
9/99	4.7%	\$ 636	22.2%	2.3%
3/99	3.6%	\$ 609	14.3%	2.0%
9/98	5.5%	\$ 615	10.0%	2.9%
3/98	3.4%	\$ 598	5.6%	3.6%
9/97	4.3%	\$ 581	8.7%	3.5%
3/97	4.2%	\$ 560	32.4%	2.5%
9/96	5.5%	\$ 566	37.5%	2.1%
3/96	8.3%	\$ 553	64.3%	0.4%
9/95	7.7%	\$ 561	63.3%	1.3%
3/95	8.4%	\$ 527	36.4%	1.4%
9/94	7.9%	\$ 519	36.0%	0.9%
3/94	6.5%	\$ 536	31.8%	0.6%
9/93	8.2%	\$ 528	37.0%	1.4%
3/93	4.8%	\$ 505	37.0%	1.2%
9/92	4.6%	\$ 505	42.3%	1.6%
3/92	5.3%	\$ 495	27.6%	2.5%
9/91	6.9%	\$ 471	36.7%	2.5%
3/91	4.2%	\$ 468	14.8%	4.0%
9/90	3.1%	\$ 465	8.1%	4.5%
3/90	3.6%	\$ 455	12.1%	3.5%
9/89	4.6%	\$ 440	16.1%	3.9%
3/89	5.1%	\$ 407	17.0%	3.3%
9/88	5.7%	\$ 386	18.2%	2.6%
3/88	4.5%	\$ 388	30.3%	2.4%
9/87	5.3%	\$ 368	26.9%	n/a
3/87	6.3%	\$ 357	23.3%	n/a
9/86	4.9%	\$ 338	14.3%	n/a
3/86	3.7%	\$ 349	9.1%	n/a
9/85	4.0%	\$ 308	n/a	n/a
3/85	4.3%	\$ 311	n/a	n/a
9/84	3.2%	\$ 255	n/a	n/a
3/84	5.5%	\$ 253	n/a	n/a
Averages	5.5%	n/a	30.2%	2.1%



Rental Market Trends Report for Auburn

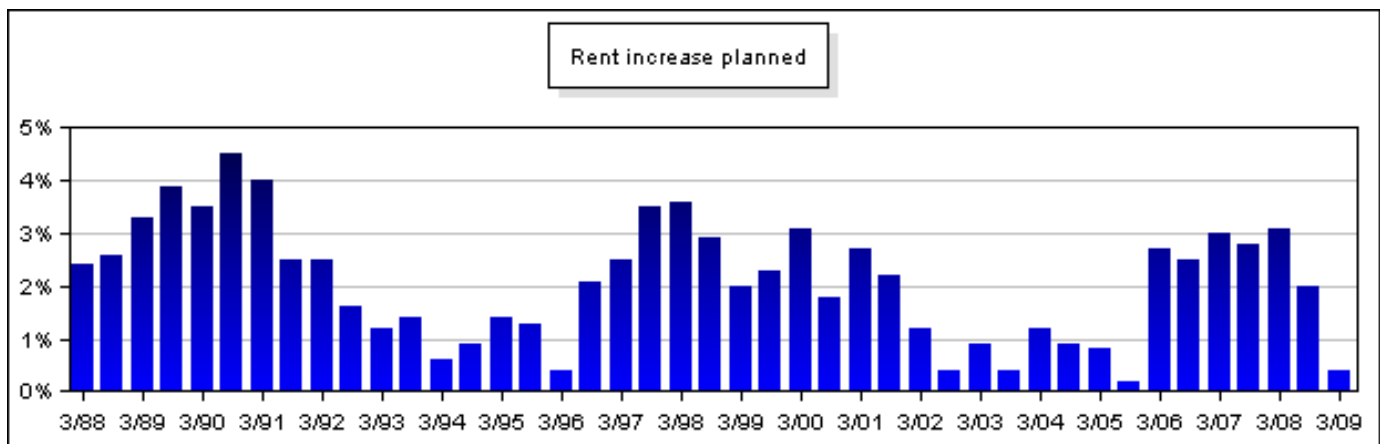
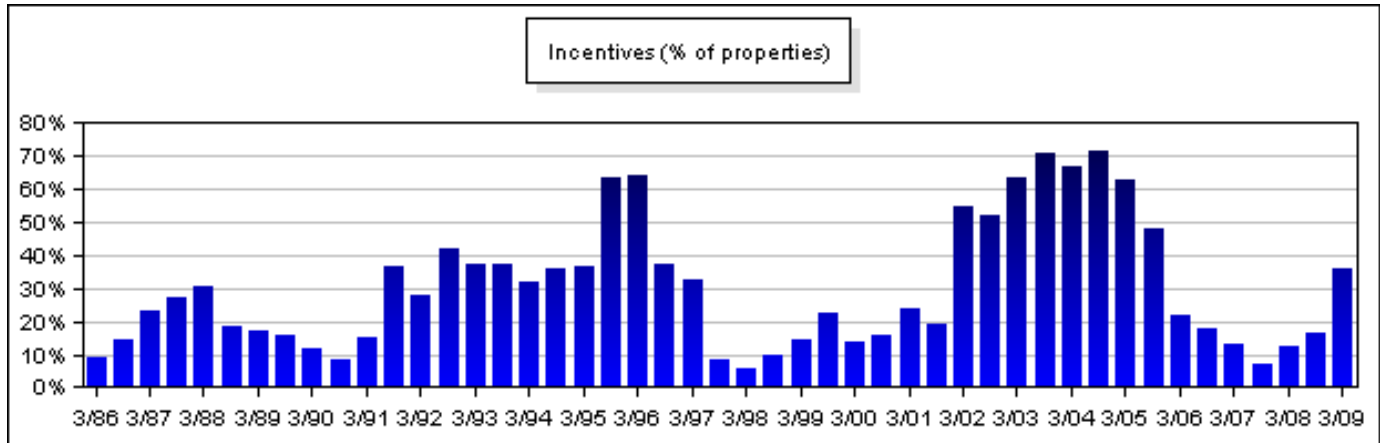
Results for the past 25 years

THIS CUSTOM REPORT WAS PREPARED ON August 31, 2009 BY:

Your Name
 Your company
 Insert address change Seattle WA 99999
 phone: 5555555555 email: research@dsaa.com

CUSTOM REPORT CRITERIA USED:

Area: Auburn
Term: 25 Years



This information is from [The Apartment Vacancy Report](#). © Copyright 2009 by Dupre + Scott Apartment Advisors, Inc. The *Apartment Vacancy Report* is published each April and October. It is based on our survey of approximately 70% of the apartment units in 20-unit and larger properties in King, Pierce, Snohomish, Kitsap, Thurston, Skagit, and Whatcom counties. The report presents information for each of more than 60 neighborhoods. Current rent and vacancy information is useful, however you can better "benchmark" your property's performance by looking at longer-term trends, as well as other demand indicators, including: concessions, average days vacant, turnover rates, etc. It can also help to zero in on the appropriate age-group. See [How to set rents](#) for more information.